

**Example photo documentation from acceptance control of development  
W1U development**

a) VIN number and commission numbers on plates





b) General photos from each side of development












c) Actuator mount








d) Tipping hinges







e) HYFIX



f) Frame mounting

















g) Lifting tests





h) Pump and hydraulics





i) Mechanism closing back board



j) Stabiliser mount under trailer



k) Repair supports



l) Illumination





m) Mudguards



n) Flaps



o) Dimension from ground to bumper





p) Dimension from ground to flap



q) Dimension from ground to barrier



r) Space between barriers

